



GPG BUDGET

PUBLISHED BY PROVINCIAL GOVERNMENT

MARCH 2019



GAUTENG MEC FOR FINANCE, BARBARA CREECY TABLED THE PROVINCIAL BUDGET ON 5 MARCH 2019.

The tabling of the 2019 Medium Term Expenditure Framework (MTEF) budget coincides with the end of the Fifth Administration and the beginning of the Sixth Administration. Therefore, this is a transitional budget because it allows for continuity by ensuring that service delivery is at the forefront to improving the quality of life of Gauteng citizens.

Gauteng Provincial Government (GPG) will continue to prioritise job creation by investing in both economic and social infrastructure with projects that are shovel ready for implementation. In the endeavor to achieve its objectives for the residents of Gauteng, the Province has set aside an investment amount to the tune of R9.6 billion for social

infrastructure and R1.8 billion for economic infrastructure. To support this priority, the Gauteng Department of Economic Development, and its agencies, will continue to be a conduit in making available the necessary investment that stimulates an environment for economic growth and job creation.

The Expanded Public Works Programme (EPWP) is another vehicle that aims to contribute to job creation initiatives by targeting 7 000 work opportunities through Zivuseni and National Youth Service programmes in 2019/20. The total amount set aside for the programme is R295 million in 2019/20 and R934.4 million over the 2019 MTEF. This is in addition to the EPWP conditional grant amounting to R104.9 million.

This budget continues to prioritise investment in the Gauteng Department of Education and the Gauteng Department of Health to demonstrate our commitment to improving social services. These two departments receive R2.6 billion in additional funding allocated in 2019/20, which equates to 73 per cent of the total additional funding allocated for the provincial priorities. The total allocation to these departments amounts to R100.6 billion or 76 per cent of the total budget for 2019/20.

I trust that this summary of the budget will provide a succinct and clear understanding of the GPG budget for the 2019 MTEF.



To access the full 2019 Gauteng Budget Speech and the Gauteng Budget, please visit us at:

www.gauteng.gov.za

Access to Information

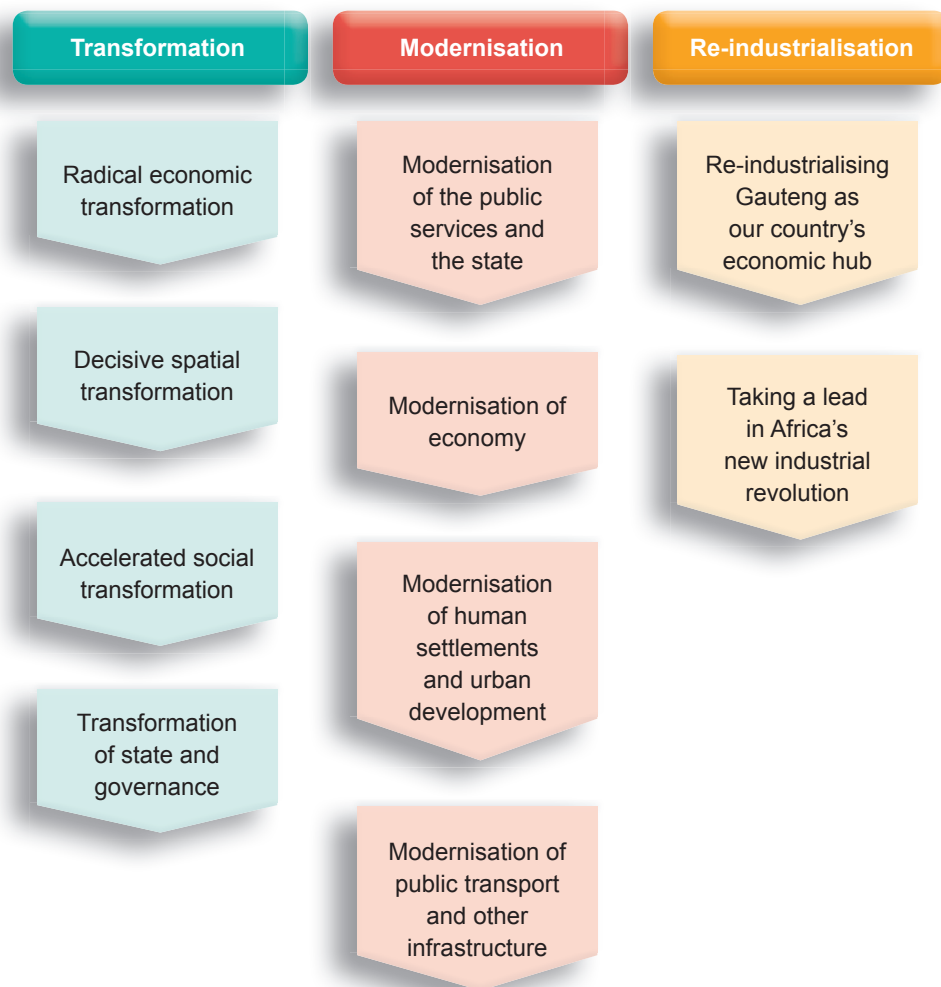
Visit our website at:
www.gauteng.gov.za

Comments on the budget are welcome and can be forwarded to:
Head of Department
Gauteng Provincial Treasury
Marshalltown
Private Bag X12
Johannesburg
2107

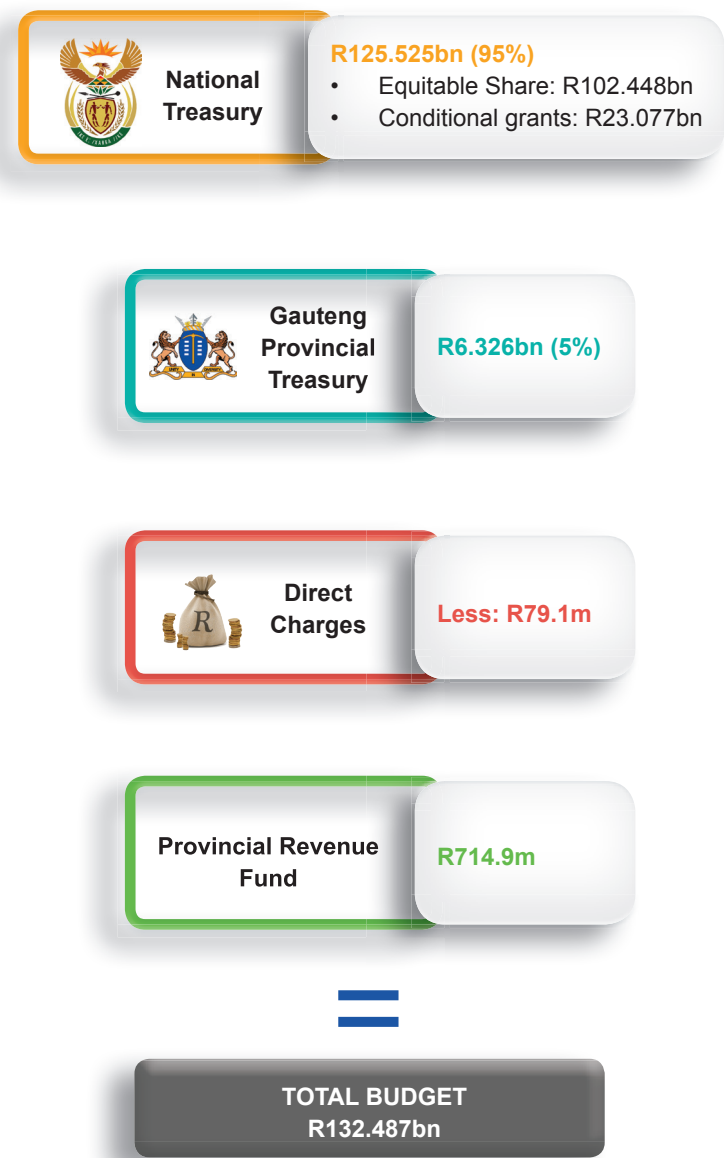
Telephone number: 011 227 9000



Alignment of Budget to Gauteng Transformation, Modernisation and Re-industrialisation Programme



Sources of our Budget



Own Revenue

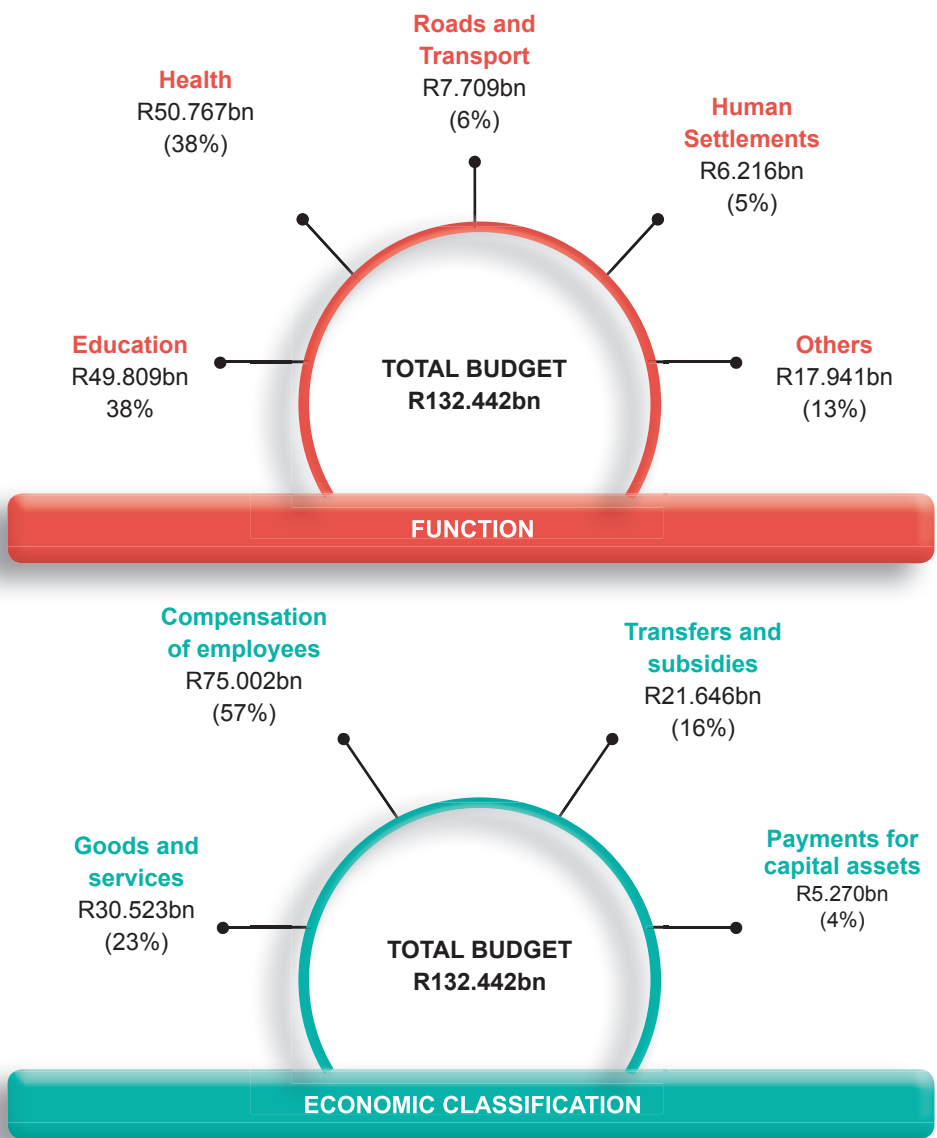


Other revenue consists of fines, penalties and forfeits; interest; and financial transaction in assets and liabilities.

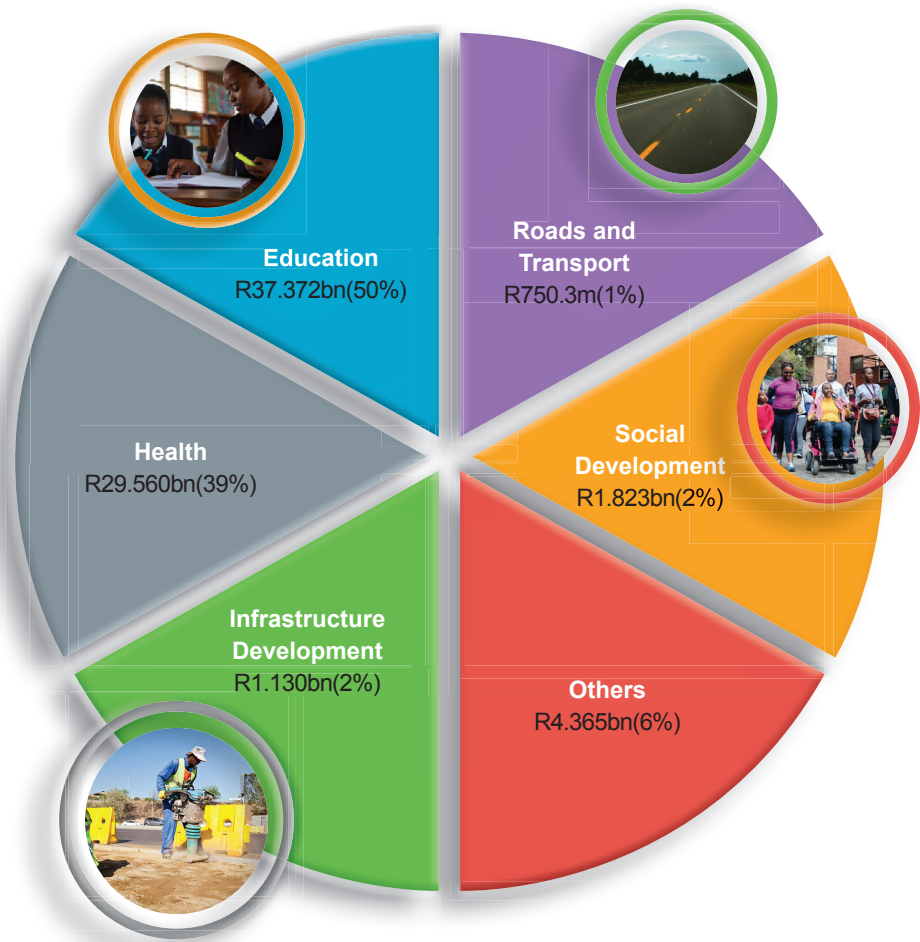
Conditional Grants



Provincial Spending

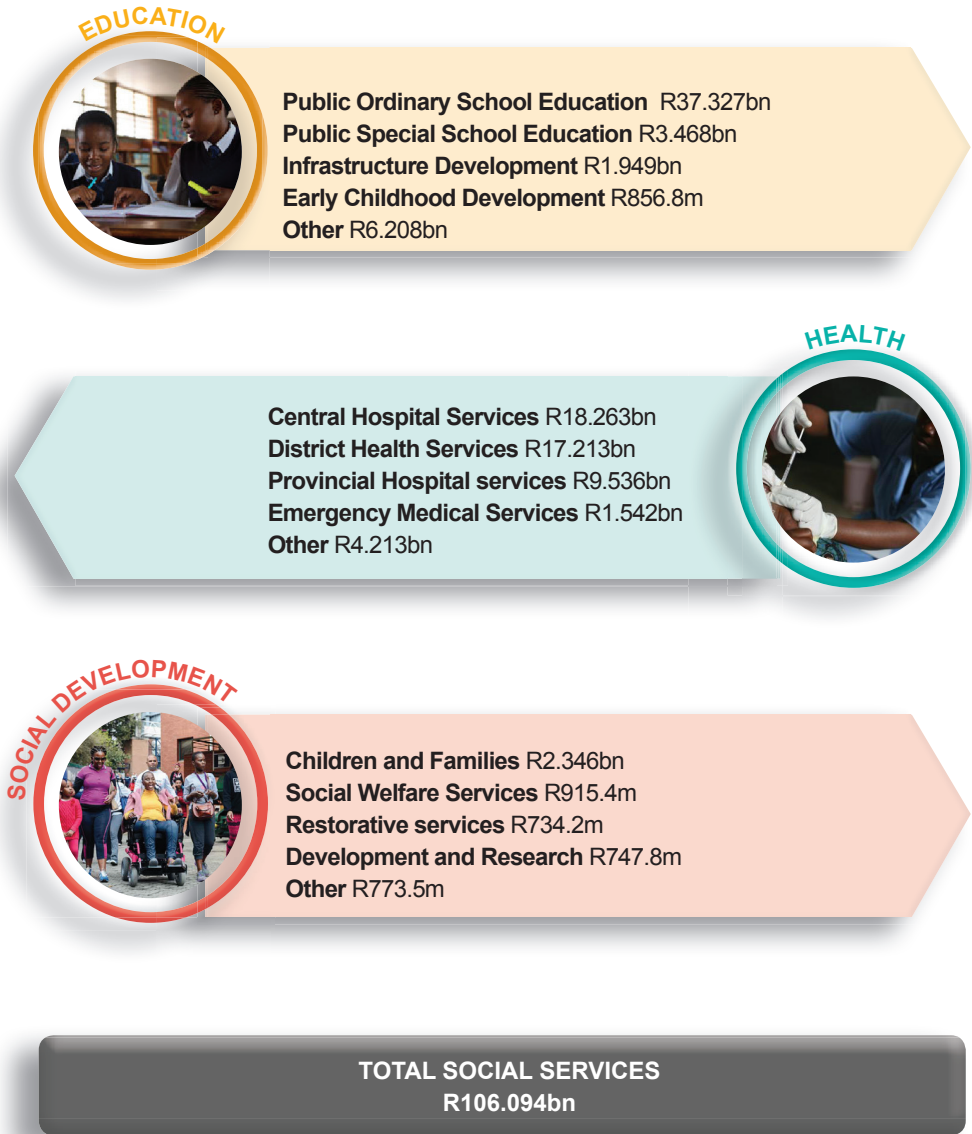


Personnel Spending

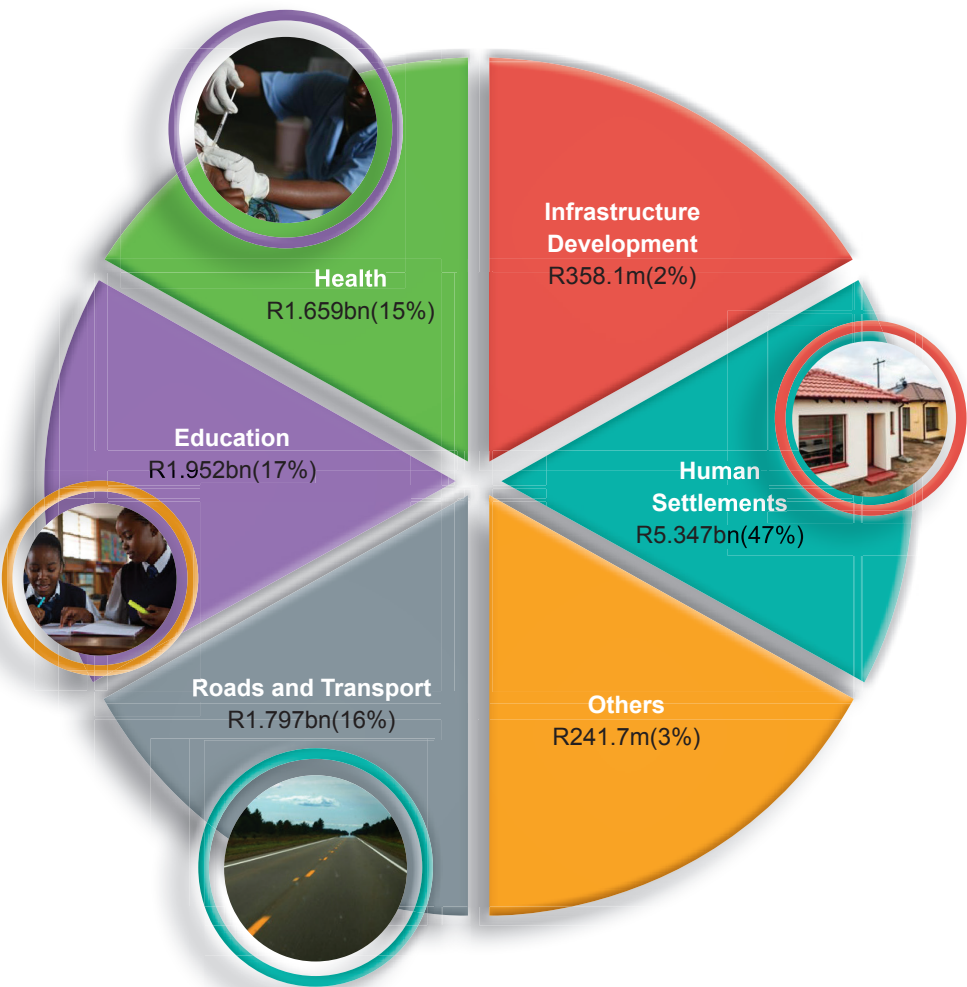


Others consists of: Economic Development; Cooperative Governance and Traditional Affairs; Human Settlements; Community Safety; Agriculture and Rural Development; Sport, Arts, Culture and Recreation; e-Government; Provincial Treasury and Office of the Premier

Spending on Social Services



Infrastructure Spending



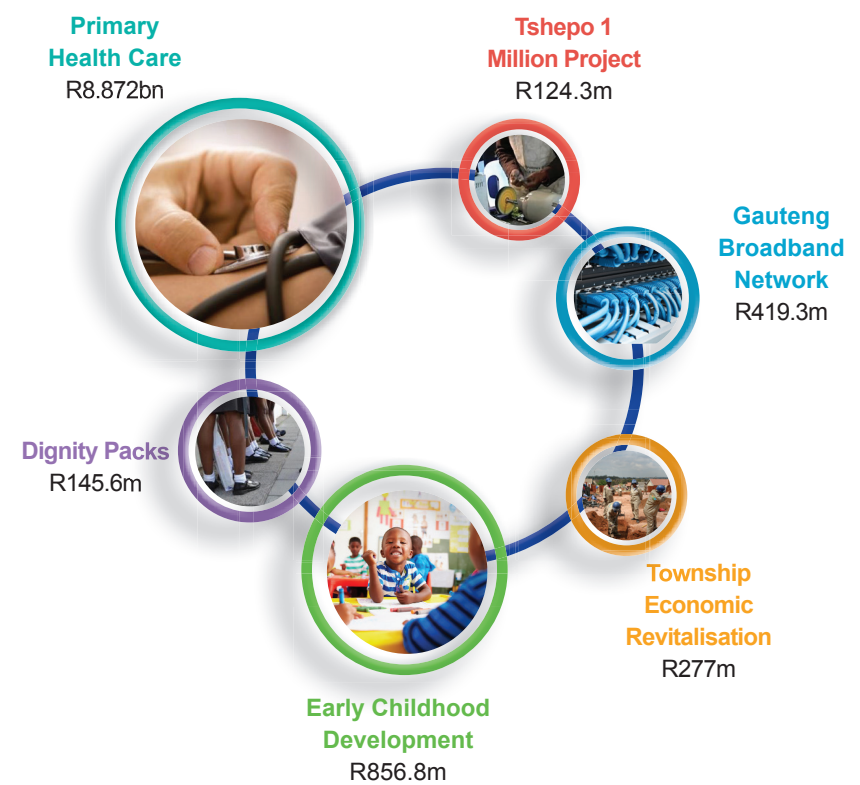
Others consist of: Social Development; Sport, Arts, Culture and Recreation; Infrastructure Development and Agriculture and Rural Development.

Infrastructure Spending cont. on p.4

Infrastructure Spending cont.



Spending on Provincial Specific Priorities



Where have we increased our Spending?

DEPARTMENT	ADJUSTMENT APPROPRIATION 2018/19	MAIN APPROPRIATION 2019/20	% CHANGE 2018/19-2019/20
Education	45 711 906	49 809 551	8.96%
Health	46 862 330	50 767 163	8.33%
Social Development	5 009 429	5 516 852	10.13%
Human Settlements	6 062 042	6 216 526	2.55%
Roads and Transport	8 116 913	7 708 630	-5.03%
Infrastructure Development	3 036 964	3 465 840	14.12%
Other	8 479 267	8 957 938	5.65%
Total provincial payments and estimates	123 278 851	132 442 501	7.43%
Social	97 583 665	106 093 567	8.72%
Non Social	25 695 186	26 348 934	2.54%
Total Appropriation	123 278 851	132 442 501	7.43%

Other consists of: Economic Development; Cooperative Governance and Traditional Affairs; Community Safety; Agriculture and Rural Development; Sport, Arts, Culture and Recreation; e-Government; Provincial Treasury and Office of the Premier